

Министерство образования и науки Республики Бурятия

МАОУ «Лингвистическая гимназия №3»

Сборник грамматических упражнений для начальной школы (2 класс)

(по УМК “Starlight” Баранова К.М., Дж. Дули)

Составитель: учитель английского языка,

Гомбоева Раджана Баяровна

Улан-Удэ

2018

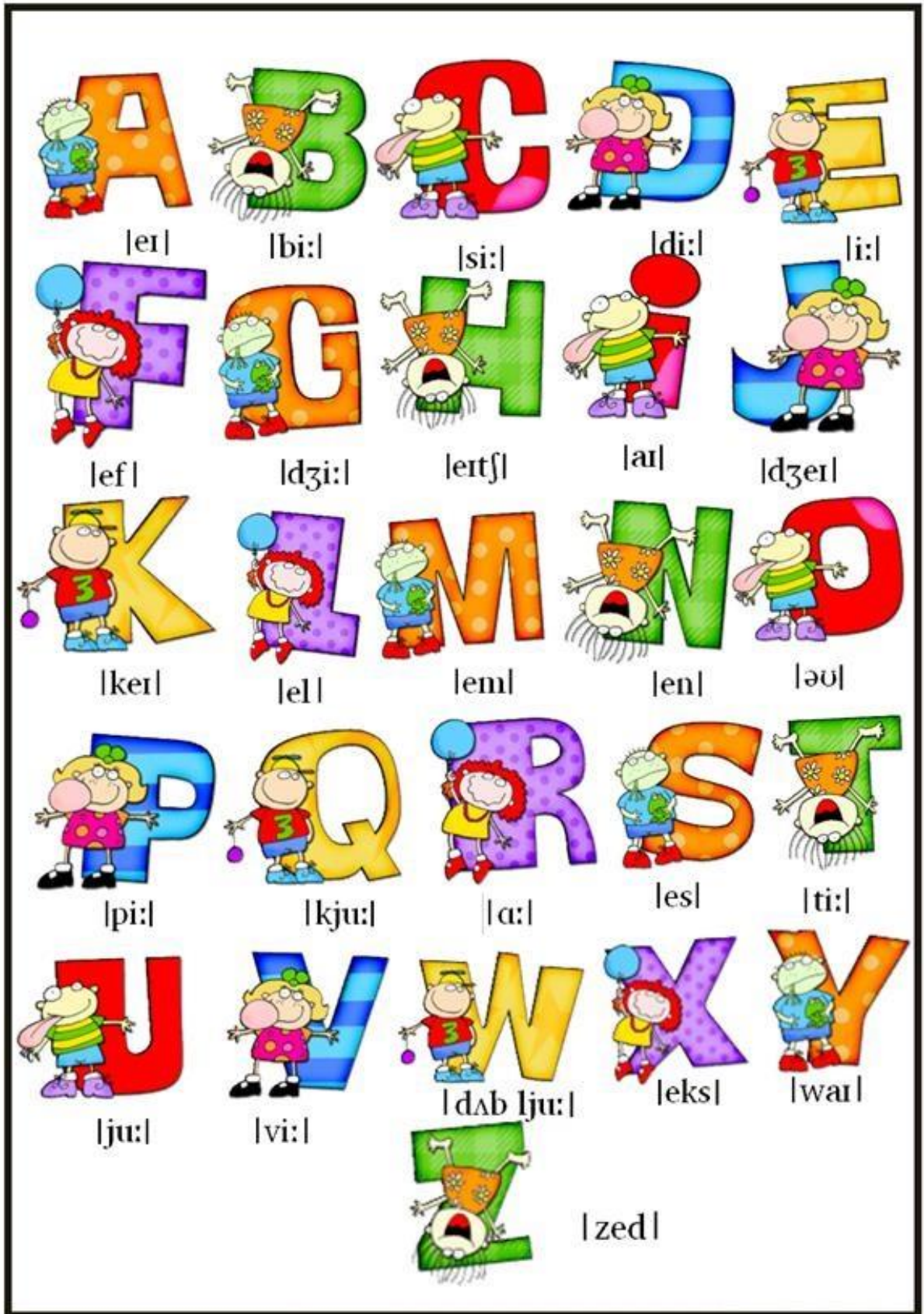
Сборник грамматических упражнений для начальной школы (2 класс)

(по УМК “Starlight” Баранова К.М., Дж. Дули)

Цель данного учебного пособия – помочь младшим школьникам освоить те темы английской грамматики, которые изучаются в рамках школьной программы в учреждениях, в которых английский язык изучается в углубленном порядке. Оно используется для тренировки и активации грамматического материала, в соответствии с темами, изучаемыми в УМК «Звездный английский» в начальной школе. Соответствие школьной программе обучения, простота и доступность изложения материала, наличие упражнений разной степени сложности, соответствие возрастным особенностям и возможностям учащихся делает пособие незаменимым при изучении английского языка в начальной школе.

Пособие предназначено для младших школьников, изучающих английский язык в школе или дома с родителями или преподавателем. Особенностью данного пособия является логическое сочетание основных правил английского языка, что способствует гармоничному обучению ученика различным навыкам английского языка.

1. The ALPHABET



- Маленькие буквы потерялись на прогулке. Помоги им собраться вместе.

a b _ d _ f g _ I j _ _ m _ o _ q _ s _ u v _ x _ z

- Большие буквы решили помочь маленьким, но потерялись сами. Заполни пропуски большими буквами.

A _ C _ E F _ _ I J _ L _ N O _ Q R _ _ U _ W _ Y Z

- Некоторые буквы очень похожи. Найди и обведи лишнюю букву.

aaaaauaaa

pppprrpp

bbbbdbb

sssscscs

vuvvvvvv

mmnmnm

uuuvuuu

nnnmnnn

- Раздели звуки на гласные и согласные. Запиши их в два столбика:

Aa Cc Ee Ff Ii Kk Ll Mm Nn Oo Pp Tt Uu Vv Xx Yy Zz

Гласные	Согласные

- Найди и подчеркни слова, которые начинаются с гласного звука
also book say yellow sad happy pen apple aeroplane phone

- Найди и подчеркни слова, которые начинаются с согласного звука
baby cat orange love dance eagle umbrella bath notebook

- Запиши слова большими буквами

dog DOG

cat _____

mouse _____

phone _____

mother _____

life _____

seashell _____

bedroom _____

kitchen _____

room _____

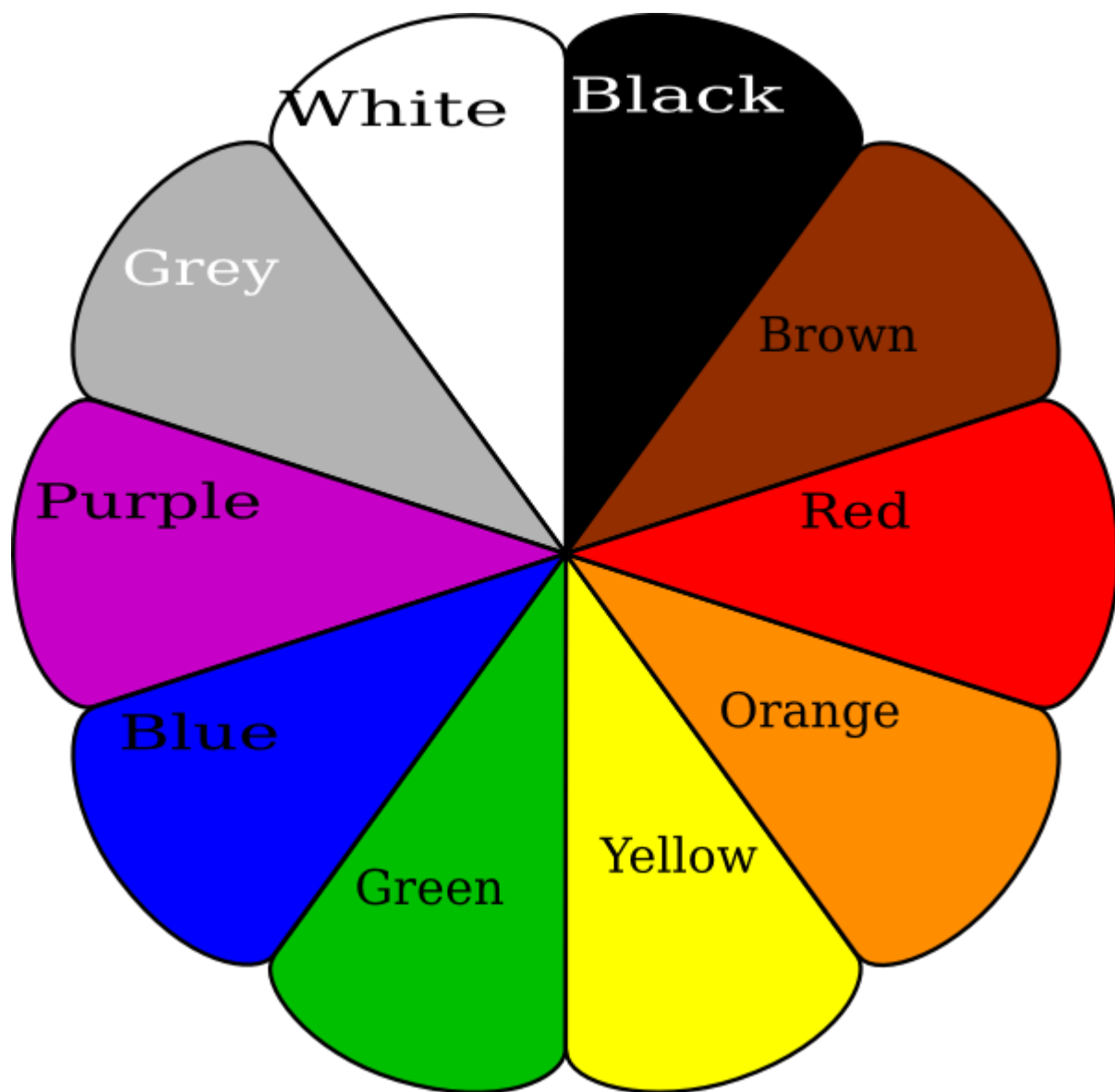
- Соедини буквы по порядку и ты увидишь, что изображено на картинке



- Большие и маленькие буквы потеряли свою пару. Помоги им найти друг друга.

a G A f
 B
 C e d
 D g c
b F E

2. COLOURS



- Разукрась цвета

COLOURS



BLUE



RED



GREEN



PURPLE



GREY



YELLOW



BROWN



ORANGE



BLACK



WHITE



PINK

- Разукрась буквы.

Colour the a red.	Colour the j grey.	Colour the s white.
Colour the b blue.	Colour the k purple.	Colour the t brown.
Colour the c green.	Colour the l red.	Colour the u grey.
Colour the d yellow.	Colour the m blue.	Colour the v purple.
Colour the e orange.	Colour the n green.	Colour the w red.
Colour the f pink.	Colour the o yellow.	Colour the x yellow.
Colour the g black.	Colour the p orange.	Colour the y green.
Colour the h white.	Colour the q pink.	Colour the z blue.
Colour the i brown.	Colour the r black.	



- Соедини английские и русские эквиваленты:

























Белый	Red
Синий	Yellow
Красный	White
Желтый	Green
Черный	Purple
Зеленый	Blue
Фиолетовый	Black

- **Составь слова из представленных букв**


1. lueb
2. kbacl
3. wyello
4. neegr
5. ehwit
6. rownb


3. ARTICLE



- Напиши артикли перед словами «а» или «an»



				
___ train	___ friend	___ ant	___ eye	___ duck
				
___ bath	___ artist	___ airplane	___ letter	___ umbrella
				
___ raindrop	___ apple pie	___ ice cream	___ easter eggs	___ broom
				
___ hard hat	___ email	___ mechanic	___ ID Card	___ hive
				
___ throne	___ astronaut	___ alien	___ pizza	___ bug



A/An






1 A cake  8 _____ 


2 _____  9 _____ 

3 _____  10 _____ 

4 _____  11 _____ 

5 _____  12 _____ 

6 _____ 

7 _____ 

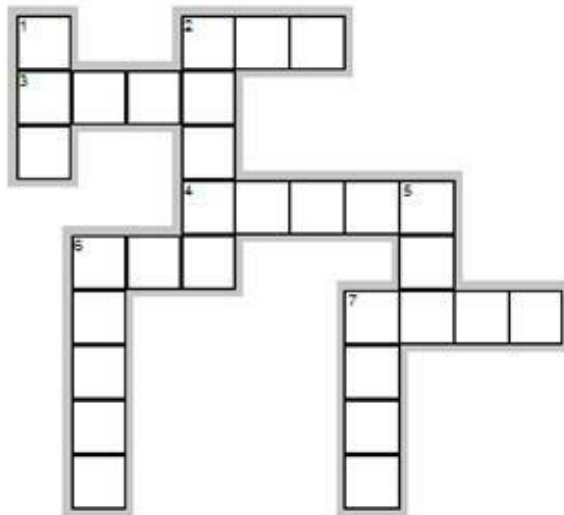
- **Напиши слова в два столбика с артиклем «a» и «an»**

Pen, pencil, apple, orange, phone, chair, baby, aeroplane, yellow, bird, pig, cat, notebook, hair, ear, face, eyes, hand, leg, eagle.

A	An

4. NUMBERS

Numbers 1-10



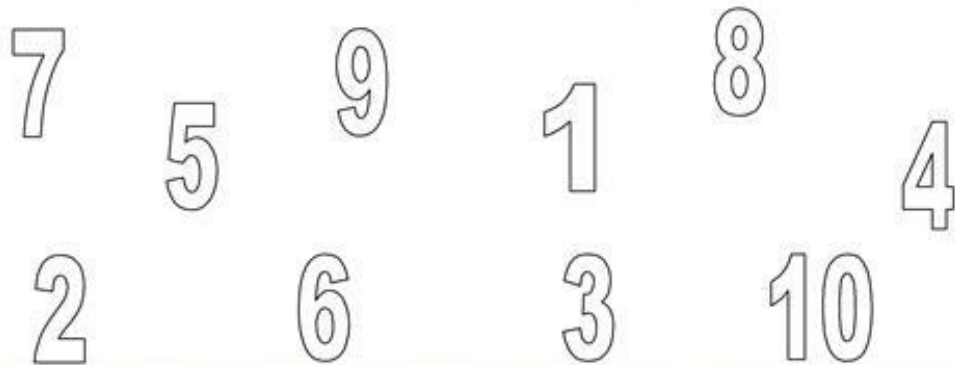
Across:

- 2) 6
- 3) 9
- 4) 8
- 6) 10
- 7) 4

Down:

- 1) 1
- 2) 7
- 5) 2
- 6) 3
- 7) 5

Colour the numbers



Number one is red.

Number two is yellow.

Number three is green.

Number four is brown.

Number five is blue.

Number six is white.

Number seven is pink.

Number eight is purple.

Number nine is black.

Number ten is orange.

- **Посчитай количество букв в словах и запиши их**

Dog three

Apple _____

Laptop _____

Book _____

Children _____

He _____

They _____

Hand _____

Cat _____

Yellow _____

- **Заполни пропуски:**

E_ven - Eleven

T_ree

On_

Fo_r

F_ve

Sev_n

_en


Ei_ht

Tw_

_ix

N_ne

• 5. The PRONOUNS



- **Прочитай и выучи стихотворение**

Я ошибся: ай-ай-ай! Я – местоимение **I** (ай).
Вы не стойте на краю, Ты и вы – иначе **you** (ю).
Объяснились мы в любви, Мы - местоимение **we** (ви).
Он смеялся: хи-хи-хи. Он – местоимение **he** (хи).
Она спешила! Не спеши! Она – местоимение **she** (ши).
Они жалели всех людей, Они – местоимение **they** (зэй).
Оно стоит. Оно - местоимение **it** (ит)

- **Замени представленные существительные на местоимения**

Replace the noun by the correct pronoun

1. Mary _____
2. Richard _____
3. Bob and Tim _____
4. The desk _____
5. Bob and I _____
6. The violin _____
7. The boys _____
8. The woman _____
9. Mrs Duval _____
10. The trousers _____



Complete the sentence using the corresponding pronoun

1. _____ is reading a book. (*Willy*)
2. _____ is green. (*The blackboard*)
3. _____ are on the wall (*The posters*)
4. _____ is running. (*The dog*)
5. _____ are watching TV. (*My mother and I*)
6. _____ are in the garden. (*The flowers*)
7. _____ is riding his bike. (*Tom*)

- Местоимения потерялись среди других слов. Найди и подчеркни их волнистой линией

Cat I she
it son Family
we book
you
cook he Sister
they

- Напиши, какими местоимениями необходимо заменить существительные в начале каждого предложения:
1. Peter _____ is at home
 2. Ann _____ is from Russia
 3. Katy and Tom _____ are 6 years old
 4. A pen _____ is on the desk
 5. Pencils _____ are red
 6. Miss Jackson _____ is kind
 7. I and Nick _____ are friends

6.The POSSESSIVE PRONOUNS

Личные местоимения	Притяжательные местоимения		
I	my	[maɪ]	мой
we	our	[ˈaʊə]	наш
you	your	[jɔː]	твой/ваш/Ваш
they	their	[ðeə]	их
he	his	[hɪz]	его
she	her	[hɜː]	её
it	its	[ɪts]	его/её


























- Вставь пропущенное притяжательное местоимение

my your his her its our their

1. **The boy** likes _____ school.
2. **Mary** sees _____ mother every day.
3. **My teachers** bring _____ children to our place on Saturdays.
4. **The cat** eats _____ food quickly.
5. **I** often forget _____ key.
6. **You** write in _____ book in class.
7. **We** bring _____ pencils to class.
8. **The men** always bring _____ wives to the party.
9. **Mr Adams** teaches _____ class in the morning.
10. **She** likes to give presents to _____ grandchildren.
11. **They** never do _____ homework.
12. **Ali** sometimes wear _____ green t-shirt.
13. **We** love _____ school.
14. **Ayse and Ahmet** play with _____ sisters.
15. **You** always wear _____ uniform at school.
16. **I** rarely walk to _____ school.
17. **We** eat _____ lunch at 12 a.m.
18. **The bird** always sleeps in _____ nest.
19. **She** always forget _____ books in the cupboard.
20. **He** often speaks to _____ friends.
21. **They** close _____ books.

Possessive adjectives

Write the correct possessive adjectives on the lines.

1) _____ House (dog) 	2) _____ pen (I) 	3) _____ dog (you) 	4) _____ hair (boy) 	5) _____ cake (we) 
6) _____ ball (son) 	7) _____ tasks (you) 	8) _____ hat (grandpa) 	9) _____ window (house) 	10) _____ lamp (mother) 
11) _____ spoon (child) 	12) _____ son (Julie) 	13) _____ sister (Peter) 	14) _____ mother (we) 	15) _____ basket (granny) 
16) _____ exercise-book (girl) 	17) _____ daughter (we) 	18) _____ books (family) 	19) _____ car (Mark and Eve) 	20) _____ teacher (you) 
21) _____ coke (John) 	22) _____ telephone (parents) 	23) _____ friend (we) 	24) _____ pocketknife (I) 	25) _____ newspaper (you) 
26) _____ cat (she) 	27) _____ aunt (I) 	28) _____ computer (she) 	29) _____ student (you) 	30) _____ key (hotel) 
31) _____ bike (Emma) 	32) _____ plate (grandparents) 	33) _____ husband (she) 	34) _____ scissors (you) 	35) _____ houses (town) 

7.The VERB “TO BE”

- **Вставь нужную форму глагола to be (am, is, are)**

1. Our flat big.
2. We from London.
3. He nice.
4. I nine.
5. Bananas yellow.
6. Ann ... my sister.
7. You our friends.

- **Напишите данные предложения в вопросительной форме**

1. This is my room.
2. Mary is five.
3. We are from Russia.
4. It is a car.
5. I am a pupil.
6. Tom and Ben are our friends.

- **Напишите данные предложения в отрицательной форме**

1. Our flat is big.
2. He is my friend.
3. They are from Moscow.
4. I am nine.
5. The cats are black.
6. Vera is in London.

- **Дайте краткие ответы на вопросы**

1. Are you nine? – Yes, _____.
2. Is Ben from London? – Yes, _____.
3. Is your room big? – No, _____.
4. Are cucumbers red? – No, _____.
5. Is Dasha nice? – Yes, _____.
6. Are we friends? – Yes, _____.

Verb to be

My name is **Are**.

We _____
 You are _____
 They _____

My name is **Is**.

He _____
 She is _____
 It _____

My name is **Am**.

I am _____



1. Fill in with the verb to be.

Hello! We are the verb to be!

2. Match as in the example.

I _____
We _____
He _____
They _____ happy.
She _____
You _____
It _____

am is are

Ben Alice I frog Tom and Lily he girl you we cat They We

3. Help Draggy to write a letter.



I _____ Draggy. I _____ a good dragon. My brother _____ Plog. He _____ six. Dotty _____ my sister. She _____ ten. They _____ funny. We _____ best friends. Dotty and I _____ pupils. You _____ a pupil too.

4. Fill in with the verb to be.

- Ben _____ a good boy.
- Tom and I _____ friends.
- Sally _____ a pupil.
- Molly and she _____ sisters.
- Danny and Ann _____ sad.
- Frank _____ funny.
- My dog _____ nice.
- A tiger _____ black and orange.
- David, Sam and Pam _____ eight.

AM, IS or ARE

Complete the sentences with AM, IS or ARE.

1. John _____ eleven years old.
2. Mary and Jane _____ at the park.
3. I _____ a student.
4. My brothers _____ on holiday.
5. She _____ in London.
6. Your cat _____ lovely.
7. Tom and I _____ friends.
8. I _____ at school.
9. They _____ doctors.
10. My favourite colour _____ blue.
11. I _____ sleepy.
12. You _____ good at English.



Well done!

Negate the following sentences.

1. Jane is in the kitchen.

2. Mark and Frank are teachers.

3. I'm in the garden.

4. We're on the Moon.

5. He's from France.

6. The cats are on the fence.



Great job!

Make questions with the help of the clues.


1. you / on the phone _____ ?
2. your dad / at work _____ ?
3. John / a policeman _____ ?
4. I / a student _____ ?
5. elephants / big _____ ?
6. you / happy _____ ?



Nice work!

Write down the words in the correct order.

1. farmer / I / a / am _____
2. aren't / they / Canada / from _____
3. it / Thursday / is / today _____ ?
4. your / teacher / mum / a / is _____ ?
5. cousin / my / is / he _____
6. not / is / an / it / ant _____



Well done!

8. The VERB “HAVE GOT”

















• **Выбери «have got» или «has got»**



- | | |
|------------------------|-------------------------|
| 1. I _____ a mouse | 9. It _____ a sheep. |
| 2. You _____ a mouse. | 10. We _____ a sheep. |
| 3. He _____ a mouse. | 11. You _____ a sheep. |
| 4. She _____ a mouse. | 12. They _____ a sheep. |
| 5. I _____ no mouse. | 13. It _____ no sheep. |
| 6. You _____ no mouse. | 14. We _____ no sheep. |
| 7. He _____ no mouse. | 15. You _____ no sheep. |
| 8. She _____ no mouse. | |

HAS GOT - HAVE GOT

Complete with has got or have got

<p>1- YOU _____ A FLOWER </p> <p>3- THE KOALA _____ BIG EARS </p> <p>5- THEY _____ A BABY </p> <p>7- MELINA _____ AN ICE-CREAM </p> <p>9- THE FROGS _____ BIG EYES </p> <p>11- WE _____ A COMPUTER </p> <p>13- IT _____ A VIOLIN </p>	<p>2- WE _____ BOOKS </p> <p>4- PETER _____ STRAWBERRIES </p> <p>6- THE CHILDREN _____ A BALL </p> <p>8- MANDY _____ A TEDDY BEAR </p> <p>10- I _____ LONG HAIR </p> <p>12- MY FRIEND _____ A SNOWMAN </p> <p>14- MY BROTHER _____ A BIG FISH </p>
--	--

Complete with hasn't got or haven't got

<p>1- SHE _____ A COMPUTER </p>	<p>2- MELINDA _____ LONG HAIR </p>
--	--


Have Got-Has Got



1. Fill in **have got, has got**:
- Sandra _____ a new umbrella.
 - Andrew _____ a calculator.
 - They _____ wonderful bikes.
 - Sandra _____ a parrot.
 - Andrew _____ a dog.
 - They _____ many books.
 - Sandra _____ a present.
 - Andrew _____ three balloons.
 - Sandra _____ a bag.
 - Andrew _____ a guitar.
 - Sandra _____ sunglasses.
 - Andrew _____ a clock.



2. Fill in **hasn't got, haven't got**:
- Sandra _____ a laptop.
 - They _____ flowers.
 - Sandra _____ table tennis rackets.
 - Andrew _____ a tennis rackets.
 - Sandra _____ a calculator.
 - Andrew _____ a camera.
 - They _____ mobiles.
 - Sandra _____ three pens.
 - They _____ cats.
 - Andrew _____ a parrot.
 - Sandra _____ a clock.



3. Ask and answer the questions:
- ___ Sandra ___ a camera? _____
 - ___ Andrew ___ three pens? _____
 - ___ they ___ bikes? _____
 - ___ Sandra ___ a red balloon? _____
 - ___ Andrew ___ two balloons? _____
 - ___ they ___ many books? _____
 - ___ Sandra ___ a dog? _____
 - ___ Andrew ___ a parrot? _____
 - ___ Sandra ___ a calculator? _____
 - ___ Andrew ___ a guitar? _____
 - ___ Sandra ___ a clock? _____
 - ___ Andrew ___ a laptop? _____

4. Look at the pictures and answer about yourself:

- Have you got a present? _____
- Have you got a bike? _____
- Have you got a dog? _____
- Have you got a parrot? _____
- Have you got books? _____
- Have you got a camera? _____
- Have you got a calculator? _____
- Have you got sunglasses? _____
- Have you got an umbrella? _____



9. The VERB "CAN"

- **Подчеркните правильный вариант**

1. Foxes can/can't run.
2. Cows can/can't ride a bicycle.
3. Crocodiles can/can't swim.
4. Dogs can/can't fly.
5. Bears can/can't sing.
6. Elephants can/can't jumps.
7. Giraffes can/can't dance.
8. Fish can/can't talk.
9. Frogs can/can't walk.
10. Monkeys can/can't climb.

- **Образуй отрицательную форму модального глагола CAN**

1. Jane can sing. _____
2. The children can sing. _____
3. Nina can paint. _____
4. Robert can skate. _____
5. My father can drive a car. _____
6. Dan can ride a bike. _____

- **Что ты умеешь делать, а чего не умеешь? Напиши об этом.**

I can _____

I can't _____

Grammar: CAN / CAN'T: expressing ability

A. Look at the pictures and write sentences about what these people CAN or CAN'T do. Use these verbs:

☺ dance ☺ swim ☹ sing ☹ cook ☹ drive
 ☹ run ☹ ski ☺ play the piano ☹ ride a horse ☹ paint



- | | |
|------------------------|----------------------------|
| 1. Sarah and Tom _____ | 2. Mary _____ |
| 3. Tony _____ | 4. That man _____ |
| 5. Granny _____ | 6. She _____ the marathon. |
| 7. They _____ | 8. Tina _____ |
| 9. He _____ | 10. Mr Smith _____ |

B. And you? Can you do these things?
Write short answers.

- Can you speak French? _____
- Can you ride a bike? _____
- Can you play chess? _____
- Can you bake a cake? _____
- Can you whistle? _____
- Can you dive? _____















Speaking Worksheet - Can you ... ?

Ask and answer: Can you ... ?

Write



1. Can you ? Yes, I can. No, I can't.
2. Can you ? Yes, I can. No, I can't.
3. Can you ? Yes, I can. No, I can't.
4. Can you ? Yes, I can. No, I can't.
5. Can you ? Yes, I can. No, I can't.
6. Can you ? Yes, I can. No, I can't.
7. Can you ? Yes, I can. No, I can't.
8. Can you ? Yes, I can. No, I can't.
9. Can you ? Yes, I can. No, I can't.
10. Can you ? Yes, I can. No, I can't.
11. Can you ? Yes, I can. No, I can't.
12. Can you ? Yes, I can. No, I can't.

Word bank

cook - dance - play the guitar - play the piano - play tennis -
ride a bicycle - ride a horse - sing - skate - skip - speak English - swim

ОГЛАВЛЕНИЕ

1. The Alphabet	3
2. Colours.....	6
3. Articles.....	10
4. Numerals	12
5. Pronouns.....	14
6. The possessive case.....	17
7. The verb “to be”.....	19
8. The verb “have got”.....	22
9. The verb “can”.....	24